
EGANVILLE SEWAGE SYSTEM

2015 PERFORMANCE REPORT

Township of Bonnechere Valley
Water and Sewage Department
March 2016



Eganville Sewage System – 2015 Performance Report

Table of Contents

Executive Summary.....	3
Introduction	4
Report Availability.....	5
Eganville Sewage System	5
Operations	6
By-pass / Upsets / Abnormal Discharge Events	6
Maintenance	6
Calibration.....	6
Complaints	6
Effluent Quality Assessment	7
Capacity Assessment.....	8
Sludge Management	11

Attachments

- Annual Verifications & Calibrations Report
- Monitoring Summary Report
- Sludge Management Report
- Processed Organic Waste Management System & Organic Soil Conditioning Site Report



Eganville Sewage System – 2015 Performance Report

Executive Summary

The Eganville Sewage System continues to operate in a manner that provides for the collection, transmission and treatment of sewage that meets all Municipal, Provincial and Federal standards.

The Eganville Sewage Treatment Plant processed 183,422 cubic metres of sewage in 2015 and the treated effluent discharged to the Bonnechere River met the Provincial Effluent Limits 100% of the time. The average day flow was 503 cubic metres.

The Biosolids Dewatering Facility processed 1,367 cubic metres of digested sludge in 2015 and generated 154 cubic metres of dewatered sludge which was transported to an Organic Soil Conditioning Site for utilization.

Both the liquid and dewatered sludge met the Provincial Standards for agricultural land application.

All reports required by applicable Acts, Regulations and Certificate's of Approval have been prepared and submitted.

All operational and process monitoring has been conducted in accordance with the Certificate's of Approval.



Introduction

The collection, transmission, treatment and disposal of sewage in Ontario is regulated by the Ministry of the Environment (MOE) under the Ontario Water Resources Act (OWRA) and associated Regulations, Policy and Guidelines.

The current Certificate of Approval for the Eganville Sewage Works issued under Section 53 of the OWRA prescribes specific operational 'Terms and Conditions'.

Condition 10 requires the Owner to prepare and submit to the MOE District Manager a performance report, on an annual basis. The report must contain, but shall not be limited to, the following information:

- ✚ A summary and interpretation of all monitoring data and a comparison to the effluent limits outlined in Condition 7, including an overview of the success and adequacy of the Works;
- ✚ A description of any operating problems encountered and corrective actions taken;
- ✚ A summary of all maintenance carried out on any major structure, equipment, apparatus, mechanism or thing forming part of the Works;
- ✚ A summary of any effluent quality assurance or control measures undertaken in the reporting period;
- ✚ A summary of the calibration and maintenance carried out on all effluent monitoring equipment;
- ✚ A description of efforts made and results achieved in meeting Effluent Objectives of Condition 6;
- ✚ A tabulation of the volume of sludge generated in the reporting period, an outline of anticipated volumes to be generated in the next reporting period and an outline of the proposed sludge handling methods;
- ✚ A summary of any complaints received during the reporting period and any steps taken to address the complaints;
- ✚ A summary of all By-pass, spill or abnormal discharge events; and
- ✚ Any other information the District Manager requires from time to time.



Eganville Sewage System – 2015 Performance Report

Report Availability

A copy of this report shall be given, without charge, to every person who requests a copy from the Township of Bonnechere Valley Municipal Office at 49 Bonnechere St. E., Eganville, Ontario.

The report shall also be available on the Township of Bonnechere Valley website at www.bonnecherevalleytwp.com

Eganville Sewage System

The Eganville Sewage System is owned and operated by the Township of Bonnechere Valley and provides for the collection and treatment of sewage for the residents and businesses of the Village of Eganville. The system generally consists of a piped collection system, four sewage pumping stations and a sewage treatment plant including a biosolids dewatering facility. The treated effluent is discharged into the Bonnechere River adjacent to the Eganville Sewage Treatment Plant located at 131 John Street, Eganville.

The Eganville Sewage System operates under an 'Amended Certificate of Approval issued on June 1, 2010, Number: 9566-85BHJK.

The Sewage Treatment Plant (STP) is an extended aeration secondary treatment process consisting of two circular package treatment units with a rated capacity of 1,080 cubic metres per day and a peak flow rate of 2,700 cubic metres per day.

The Biosolids Dewatering Facility utilizes Geotubes to dewater, stabilize and store the sludge generated by the STP. The resultant biosolids are land applied on approved biosolids utilization sites.



Eganville Sewage System – 2015 Performance Report

Operations

By-pass / Upsets / Abnormal Discharge Events

During 2015 the Eganville Sewage System did not have any by-passes, upsets or operating problems.

Maintenance

Ongoing maintenance included the following:

- Video inspection and cleaning of 2,554 metres of sewer including grit, root and grease removal.
- 14 sewer manhole improvements to reduce infiltration including replacing riser rings and paving.

Calibration

All flow meters and lab instruments were calibrated, including any required maintenance, by qualified and manufacturer approved technicians. The following reports are attached:

- Annual Verifications & Calibrations Report – September 2015
- Certificates of Instrument Performance – March 2015

Complaints

No complaints were received regarding the operation of the Eganville Sewage System.



Eganville Sewage System – 2015 Performance Report

Effluent Quality Assessment

The following table outlines the effluent objectives and limits as listed in the Certificate of Approval for the Eganville Sewage Treatment Plant:

Effluent Parameter	Effluent Objectives		Effluent Limits	
	Concentration mg/l	Loading kg/day	Concentration mg/l	Loading kg/day
CBOD ₅	15	16.2	25	27
Total Suspended Solids	15	16.2	25	27
Total Phosphorus	1.0	1.1	1.0	1.1
Total Ammonia Nitrogen	5.0	5.4	5.0	5.4
E. coli	200 counts/100ml		200 counts/100ml	
pH	6.5 to 8.5 at all times		6.0 to 8.5 at all times	

The following table provides an overview of the monitoring results for the effluent parameters.

- A detailed 'Monitoring Summary Report' is appended.

Effluent Parameter	Concentration mg/l	Loading kg/day
CBOD ₅	3.0 – 4.7	1.15 – 2.67
Total Suspended Solids	5 - 11	2 - 6
Total Phosphorus	0.08 - 0.31	0.04 – 0.13
Total Ammonia Nitrogen	0.05 – 0.64	0.00 – 0.72
Un-ionized Ammonia	0.00 – 4.00 ug/l	
E. coli	2 – 17 counts/100ml	
pH	6.63 – 6.99	

During 2015 all effluent 'Limits' and 'Objectives' were achieved 100% of the time.



Eganville Sewage System – 2015 Performance Report

The efficiency of the sewage treatment process can be shown by the % removal of the following indicator parameters:

PARAMETER	AVERAGE % REMOVAL
BIOCHEMICAL OXYGEN DEMAND	97.58
TOTAL SUSPENDED SOLIDS	94.53
TOTAL PHOSPHORUS	96.68

Capacity Assessment

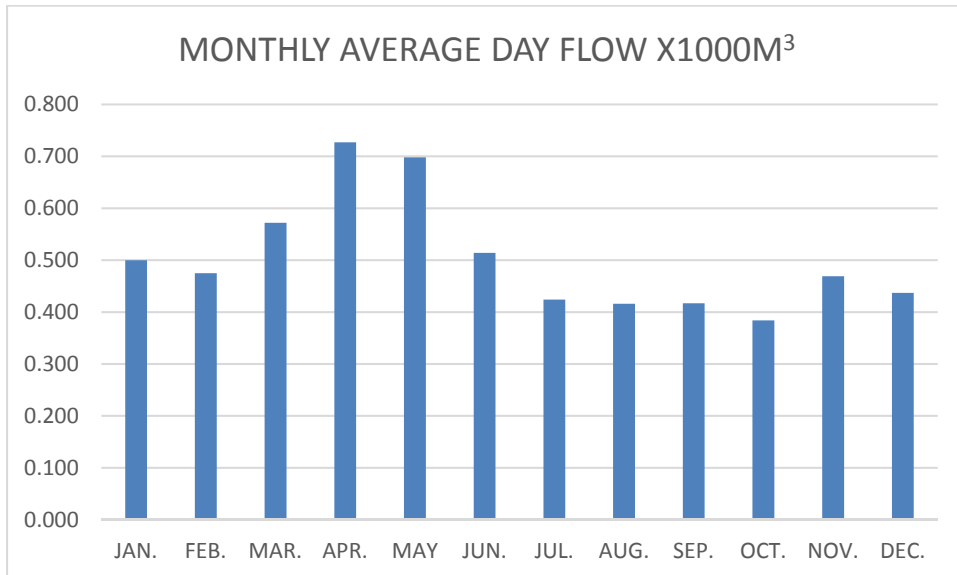
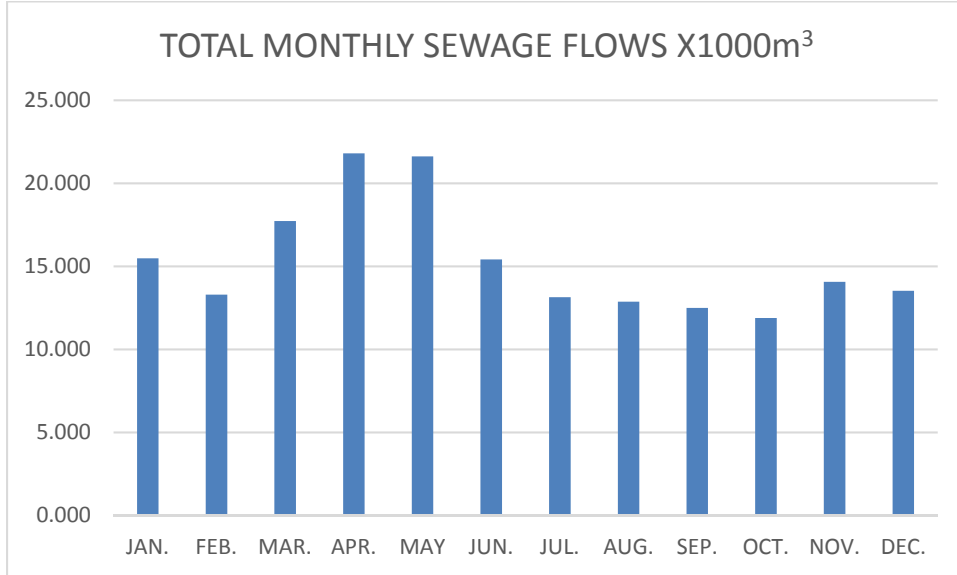
The Sewage Treatment Plant's rated capacity of 1,080 cubic metres per day and the peak flow rate of 2,700 cubic metres per day were not exceeded in 2015.

Based on the average daily flow of 503 cubic metres, 47 % of the Sewage Treatment Plant's capacity was utilized.

SEWAGE FLOWS 2015			
MONTH	TOTAL	AVG.DAY	MAX DAY
	X1000m ³	X1000m ³	X1000m ³
JAN.	15.486	0.500	0.691
FEB.	13.302	0.475	0.575
MAR.	17.739	0.572	0.758
APR.	21.806	0.727	0.818
MAY	21.630	0.698	0.908
JUN.	15.424	0.514	0.667
JUL.	13.149	0.424	0.597
AUG.	12.881	0.416	0.545
SEP.	12.507	0.417	0.515
OCT.	11.893	0.384	0.503
NOV.	14.071	0.469	0.596
DEC.	13.534	0.437	0.550
TOTAL	183.422		
AVERAGE	15.285	0.503	0.644
MAX	21.806	0.727	0.908
LIMITS		1.080	2.700

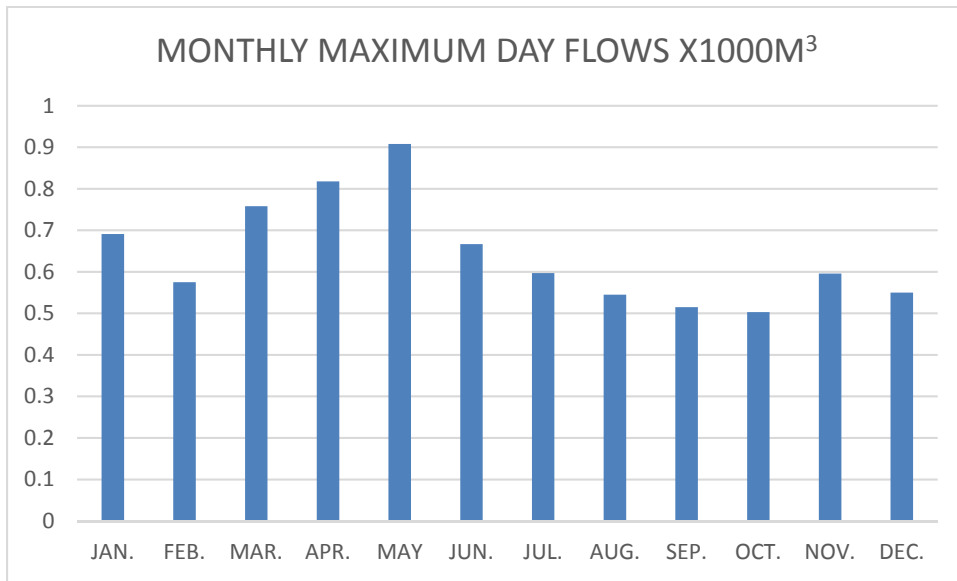


Eganville Sewage System - 2015 Performance Report





Eganville Sewage System - 2015 Performance Report





Sludge Management

Aerobically digested sludge is transferred from the digester to the Biosolids Dewatering Facility on a regular basis for processing. The sludge is mixed with a polymer and pumped into Geotubes for dewatering. The resultant filtrate is returned to the inlet of the Sewage Treatment Plant. Once the solids capacity of a Geotube is reached it is allowed to sit for several months before the contents are removed and transported to an approved Organic Soil Conditioning Site for utilization.

- The attached 'Sludge Management Report' for 2015 provides the volumes, analysis and disposition of the material.
- The attached 'Waste Management System & Organic Soil Conditioning Site Report' for 2015 provides additional detail.

It is anticipated that sludge generation and processing operations will be similar in 2016.

However, starting in 2016 the dewatered sludge will be transported to one of the waste disposal sites within the Township of Bonnechere Valley to be utilized as a soil amendment for final cover. The waste disposal sites have been approved for the receipt and utilization of dewatered sludge (Biosolids) as a final cover soil amendment.